

YTL HOSPITALITY REIT



First Quarter FY2026 Financial Results

27 November 2025

FINANCIAL

HIGHLIGHTS

- Income available for distribution is RM29.5 million for 1Q FY2026

CAPITAL

MANAGEMENT

- Average interest rates for the quarter
 - Borrowings in Ringgit Malaysia: 5.1%
 - Borrowings in Australian Dollar (AUD): 4.5%
 - Borrowings in Japanese Yen (JPY): 1.9%
- Debt headroom of ~RM583 million for future acquisitions after taking into account the property development of Moxy Niseko and proposed renovation of a hotel in Puchong, Selangor (“Puchong Hotel”).

PORTFOLIO

MANAGEMENT

- Properties in Malaysia and Japan under master leases
- Properties in Australia (1Q FY2026 vs 1Q FY2025)
 - Average Occupancy Rate: 84.7% vs 81.6%
 - ADR: AUD327 vs AUD293
 - RevPAR: AUD277 vs AUD239
- Proposed renovation capex for Puchong Hotel of up to RM12 million
- On going development
 - Moxy Niseko



1

Financial performance 1Q FY2026

FINANCIAL PERFORMANCE: 1Q FY2026

YTL HOSPITALITY REIT

1 July - 30 September	1Q FY2026	1Q FY2025	Change
Total Revenue	140.5	132.7	+ 5.9%
- Hotel Revenue (Management Contracts)	90.7	85.8	+ 5.8% ⁽¹⁾
- Lease Rental (Master Leases)	49.8	46.9	+ 6.1% ⁽²⁾
Net Property Income (NPI)	77.0	68.9	+ 11.8%
- Management Contracts	30.1	24.8	+ 21.6% ⁽¹⁾
- Master Leases	46.9	44.1	+ 6.3% ⁽²⁾
Income available for distribution	29.5	26.5	+ 11.3%

Notes:

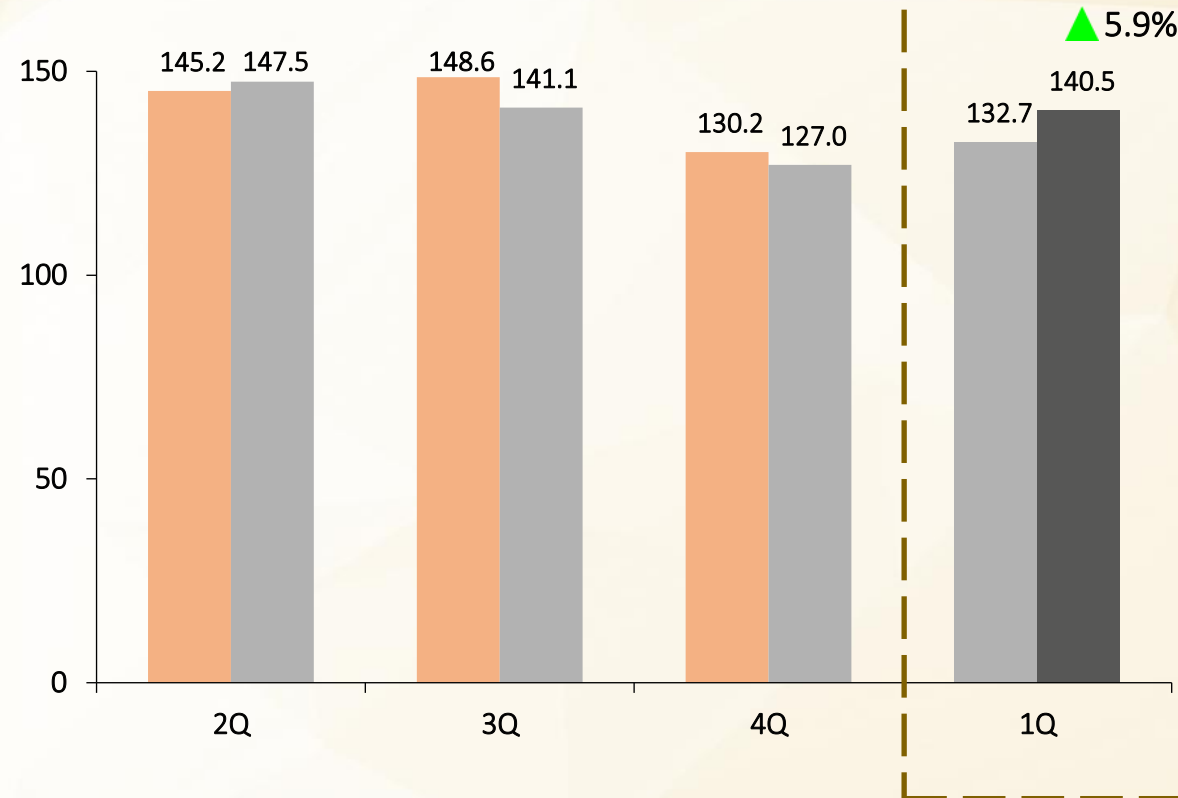
(1) Both revenue and NPI increased but tempered by weaker AUD relative to RM.

(2) Revenue increased mainly contributed by the new rental income from AC Hotel Ipoh which commenced in April 2025.

All figures in RM million unless indicated otherwise.

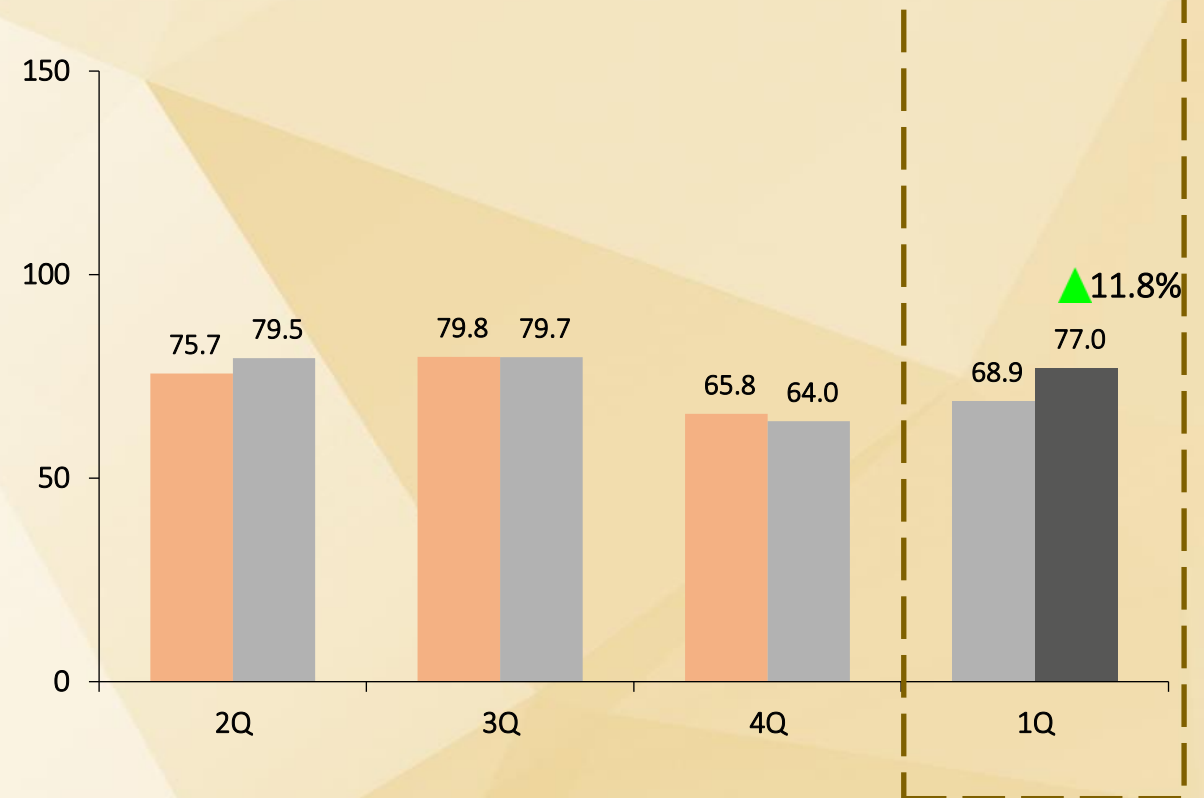
TOTAL revenue

RM (million)



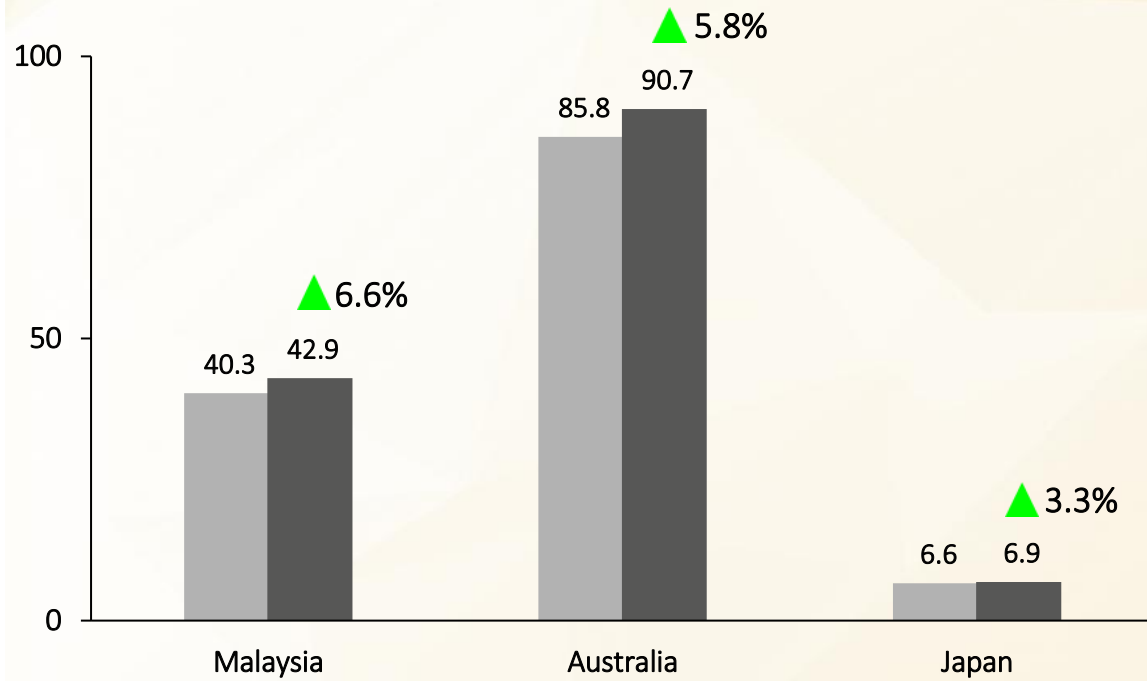
NET property income

RM (million)



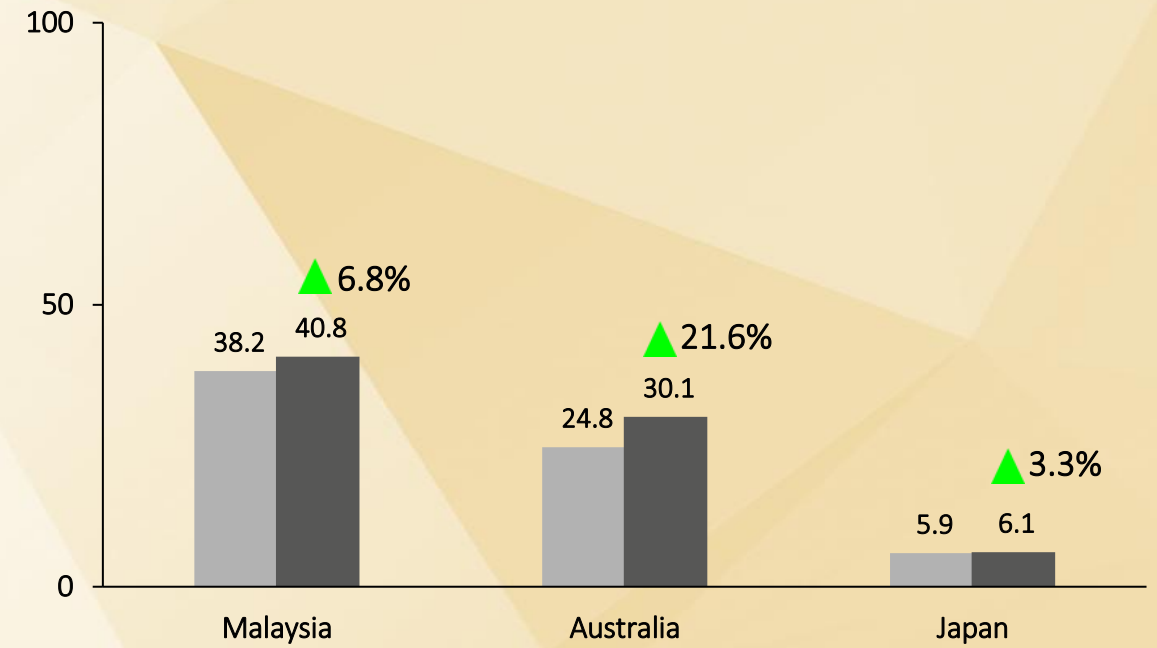
TOTAL revenue

RM (million)



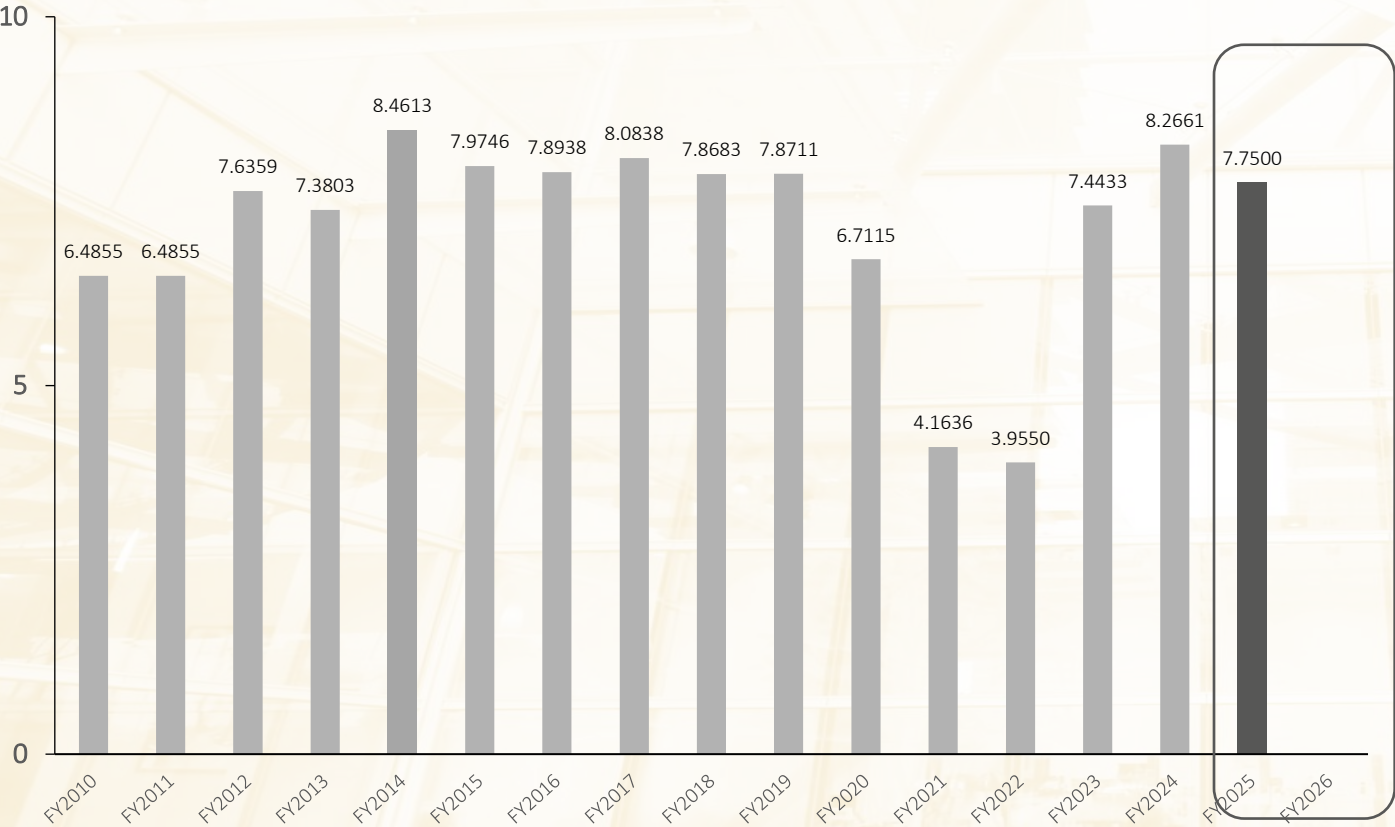
NET property income

RM (million)

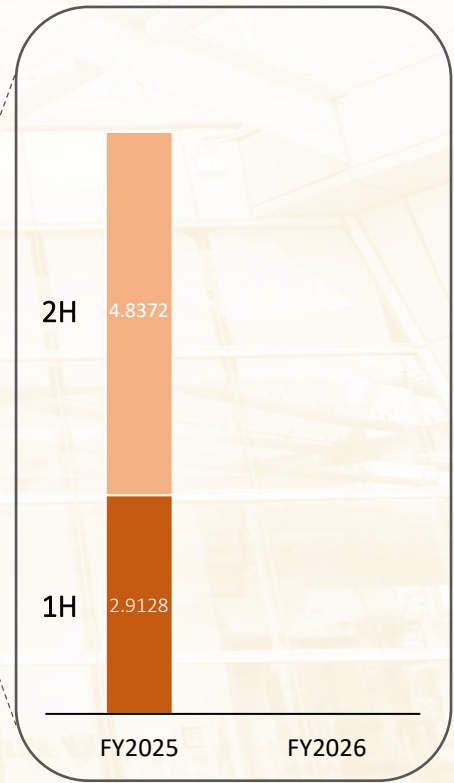


DPU (sen)

Total DPU



Semi-annual Breakdown



	Total Distributions*	
	FY2025	FY2026
Cumulative	132.1	-
2H	82.5	
1H	49.6	

* In RM million

Notes:
(1) Quarterly distributions commenced during the financial year ended 30 June 2014. Change of income distribution frequency from quarterly to semi-annually distributions effective the financial quarter ended 31 March 2020.
(2) DPUs subsequent to the issuance of 380,000,000 new placement units on 16 December 2016 are based on the enlarged number of units in issue.

STATEMENT OF FINANCIAL POSITION

YTL HOSPITALITY REIT

RM ('000)	As at 30 September 2025 (Unaudited)	As at 30 June 2025 (Audited)	Change
Investment properties	3,266,189	3,214,412	+ 1.6% ⁽¹⁾
Property, plant and equipment	1,918,012	1,915,112	+ 0.2%
Cash & cash equivalents	195,479	269,206	(27.4%)
Other assets	100,682	46,703	+ 115.6%
Total Assets	5,480,362	5,445,433	+ 0.6%
Borrowings	2,391,638	2,323,107	+ 2.9% ⁽²⁾
Other liabilities	120,482	182,968	(34.2%) ⁽³⁾
Total Liabilities	2,512,120	2,506,075	+ 0.2%
Net Asset Value (NAV)	2,968,242	2,939,358	+ 1.0%
Number of units in circulation ('000)	1,704,389	1,704,389	-
NAV per unit (RM)	1.742	1.725	+ 1.0%

Notes:

(1) Increased mainly due to Moxy Niseko's ongoing development.

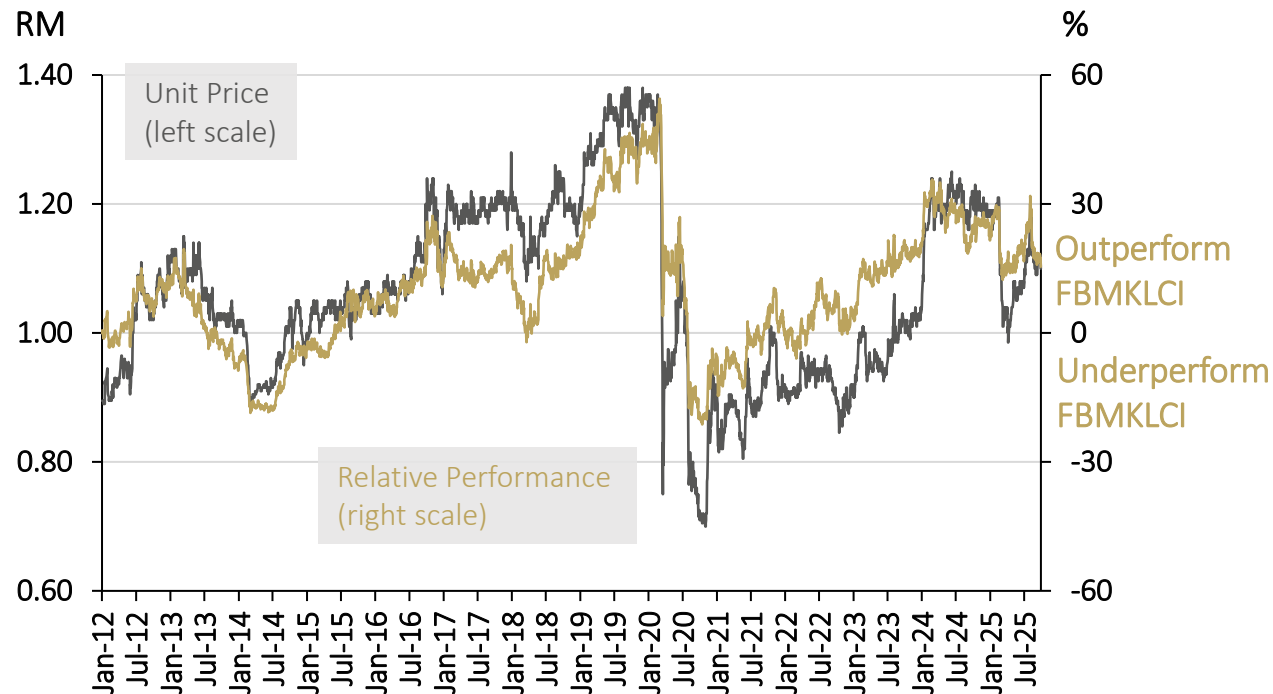
(2) Increased in JPY borrowing.

(3) Decreased mainly due to no income distribution declared for the current financial quarter.

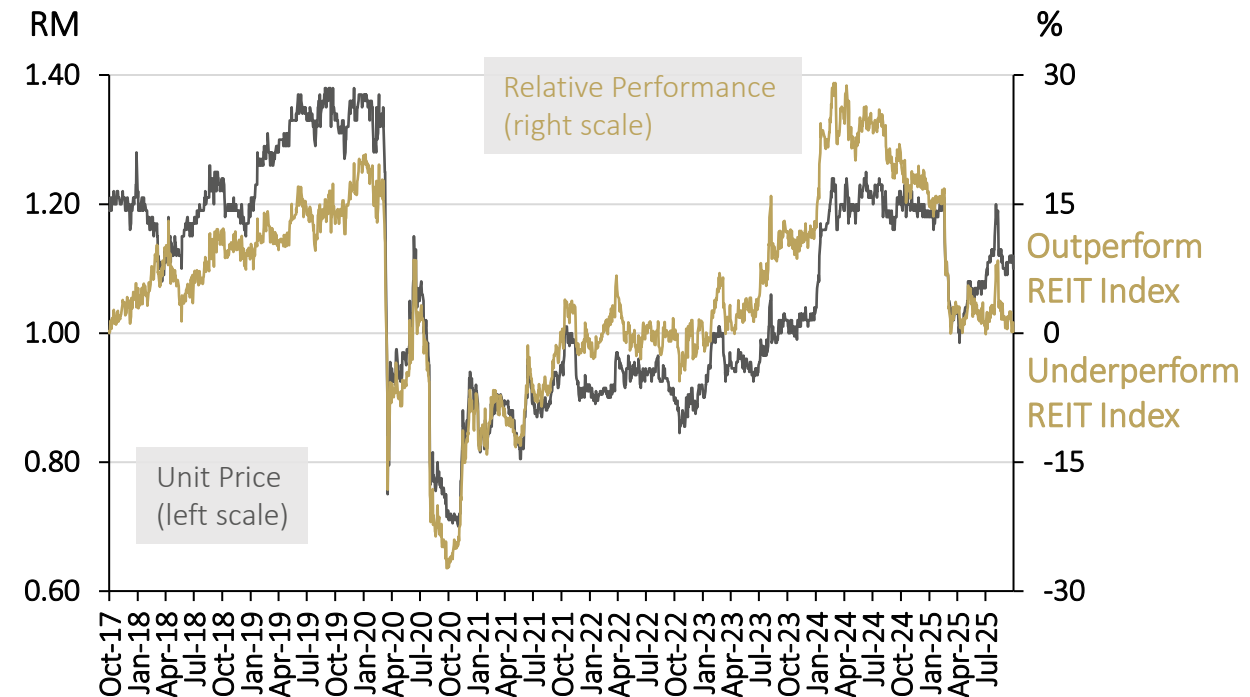
UNIT PRICE PERFORMANCE

YTL HOSPITALITY REIT

YTL Hospitality REIT's
Unit Price Movement & Relative Performance to FBMKLCI
(1 January 2012 to 30 September 2025)



YTL Hospitality REIT's
Unit Price Movement & Relative Performance to REIT Index
(1 October 2017 to 30 September 2025)



TRADING STATISTICS

Closing price ⁽¹⁾	RM1.10
Market Cap (RM) ⁽¹⁾	RM1,875 mil
Units issued ⁽¹⁾	1,704,388,889
Average daily traded volume for 1Q FY2026 ('000 units) ⁽²⁾	485.7

Source: Bloomberg

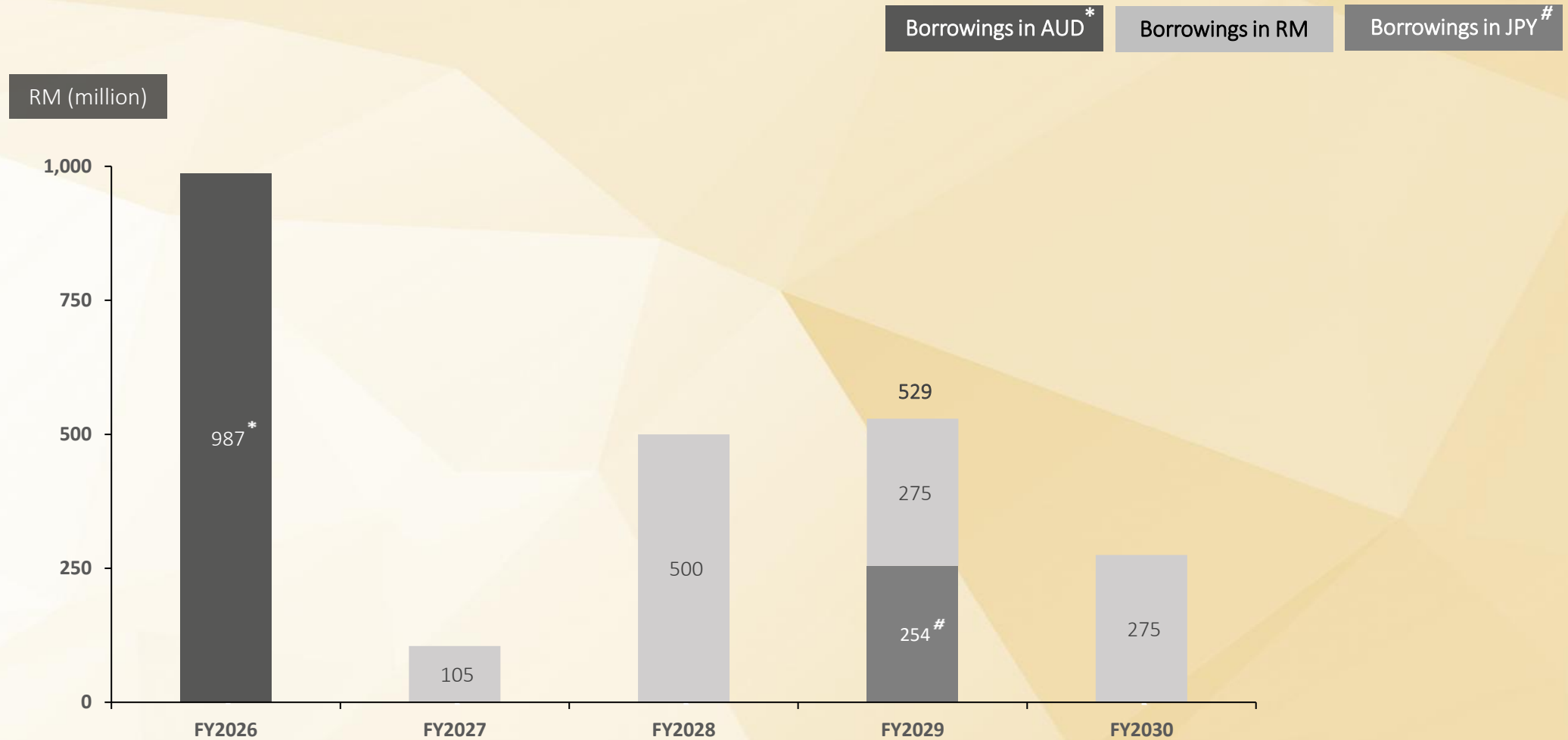
Notes:

(1) As at 30 September 2025.

(2) For the quarter ended 30 September 2025.

3

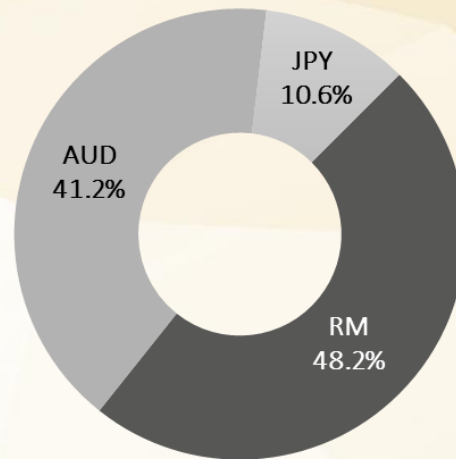
Capital management



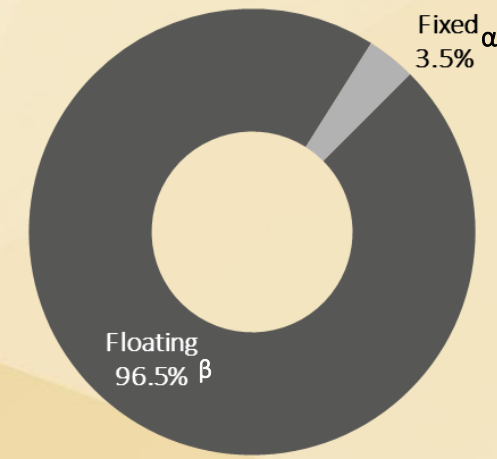
Notes:

- ^ Excluding the effects of capitalised transaction costs.
- * RM equivalent based on the exchange rate of A\$1.00: RM2.7771 as at 30 September 2025.
- # RM equivalent based on the exchange rate of JPY100: RM2.8380 as at 30 September 2025.

CURRENCY



INTEREST RATE



	30 September 2025	30 June 2025	Change
Borrowings^ (RM'000)	2,396,302	2,328,541	+ 2.9%
Total Asset Value (RM'000)	5,480,362	5,445,433	+ 0.6%
Gearing (%)	43.7%	42.8%	+ 0.9 pp
Average Interest Rates (%) *			
- Borrowings in Ringgit Malaysia	5.1%	5.1%	-
- Borrowings in Australian Dollar	4.5%	5.8%	(1.3 pp)
- Borrowings in Japanese Yen	1.9%	1.9%	-
Interest Cover * #	2.8 x	2.1 x	0.7 x

Notes:

* For the respective Quarter.

^ Excluding the effects of capitalised transaction costs.

Computed as NPI / Finance Cost.

α Denominated in RM.

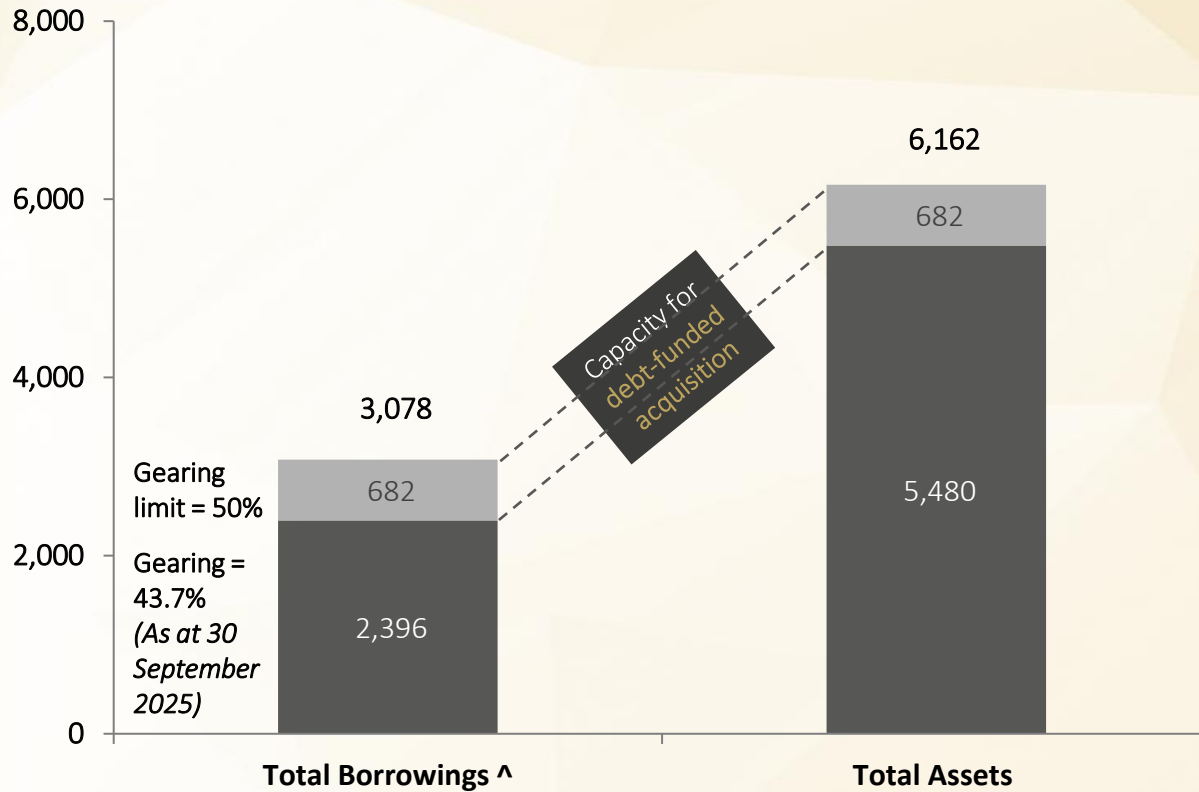
β 41.2% denominated in AUD, 10.6% denominated in JPY and 44.7% denominated in RM.

DEBT HEADROOM OF ~RM583 million FOR ACQUISITIONS

YTL HOSPITALITY REIT

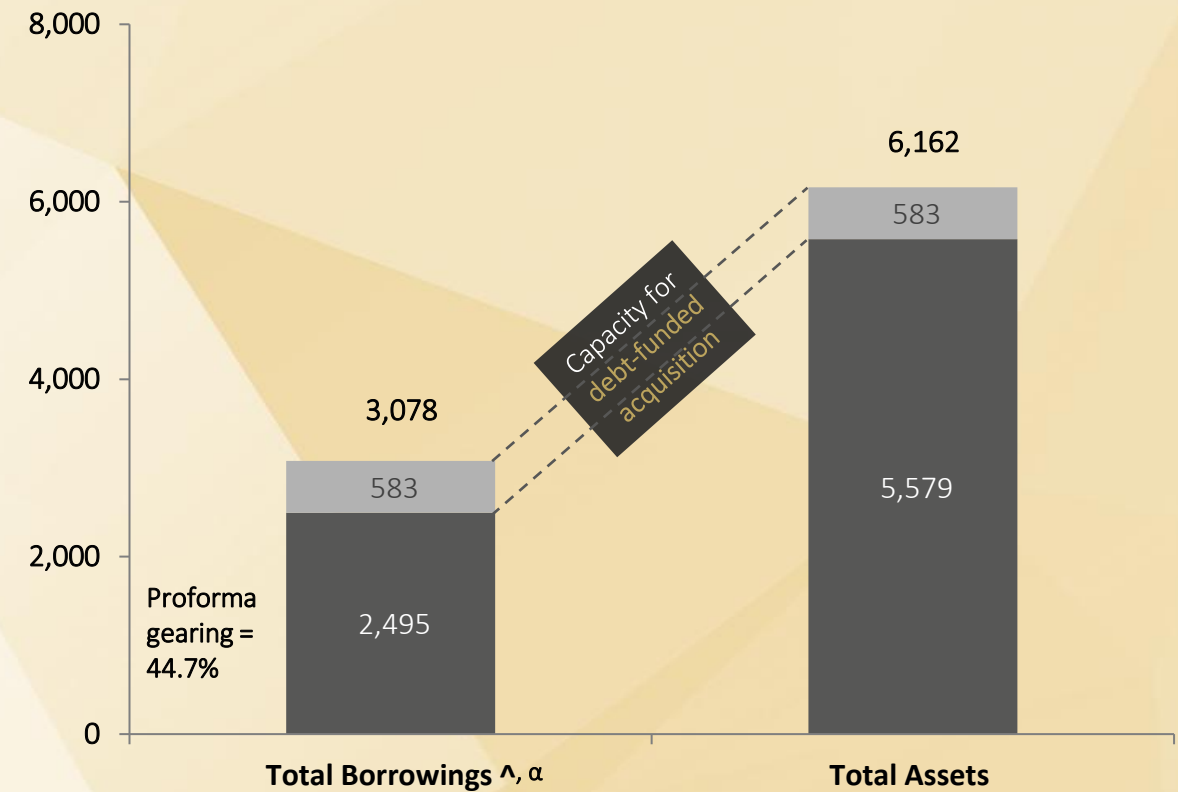
As at 30 September 2025

RM (million)



After taking into account the property development of Moxy Niseko and proposed renovation of Puchong Hotel

RM (million)



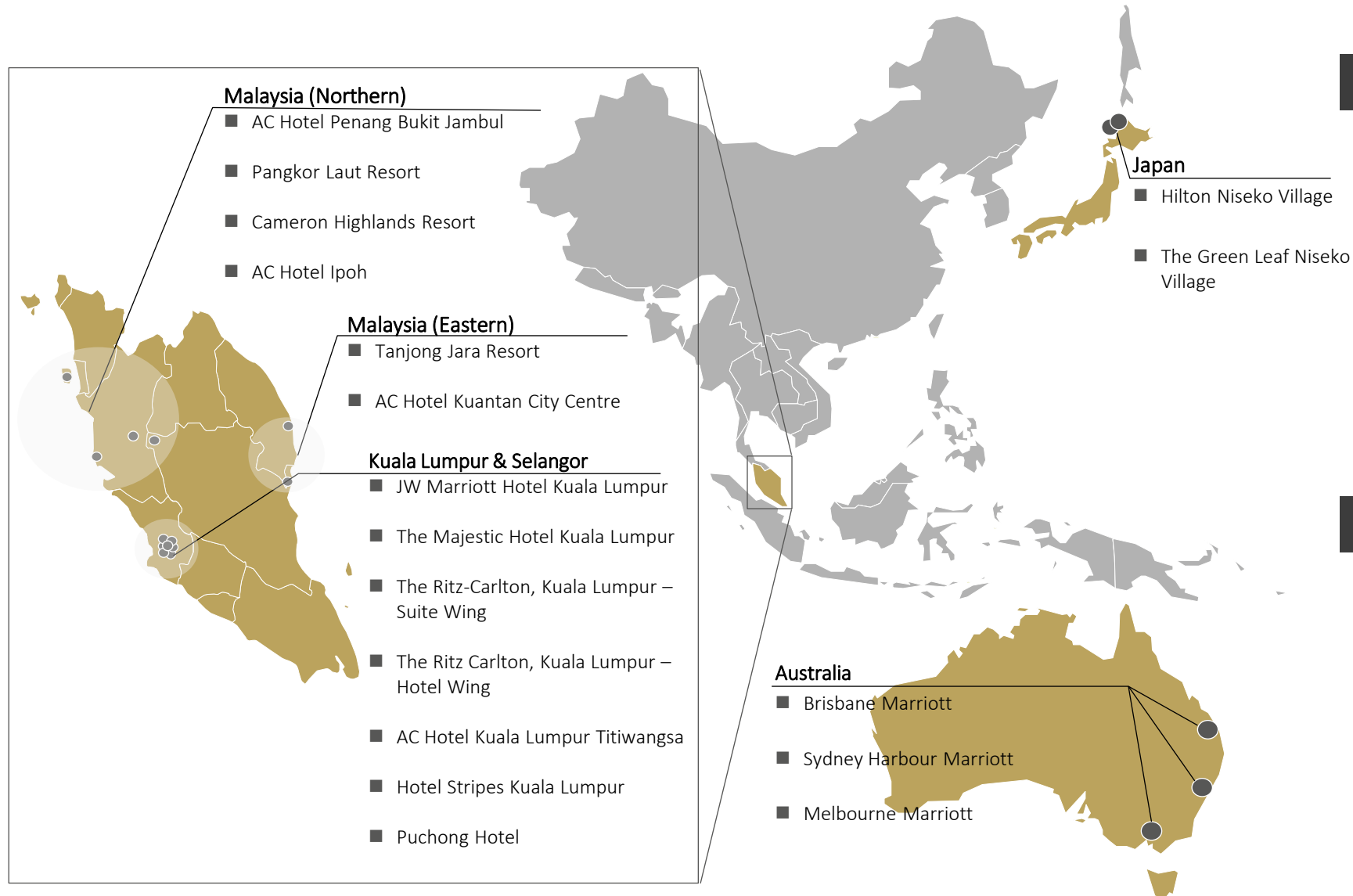
Notes:
^ Excluding the effects of capitalised transaction costs.
α After taking into account the property development of Moxy Niseko and proposed renovation of Puchong Hotel.

4

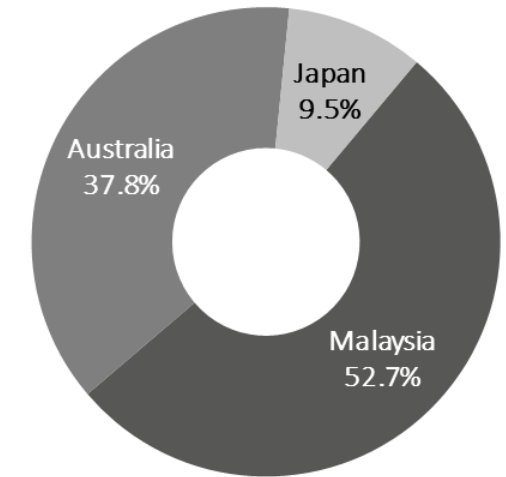
Asset management

LUXURY HOTELS & SERVICED RESIDENCES IN 3 COUNTRIES

YTL HOSPITALITY REIT



ASSET breakdown (by Country)⁽¹⁾



ASSET breakdown (by Contract Type)⁽¹⁾



Note:

(1) Based on investment properties and property, plant & equipment as at 30 September 2025.

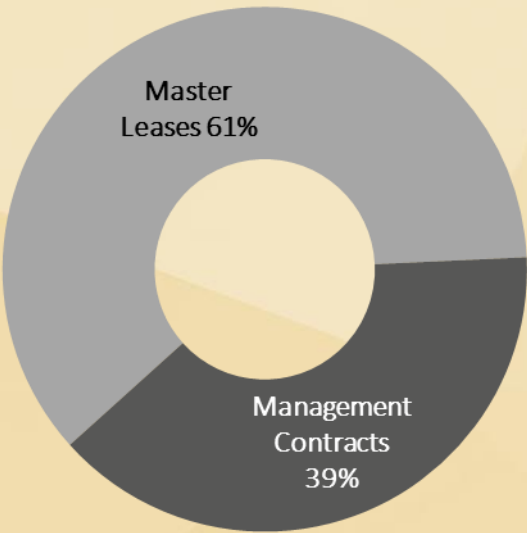
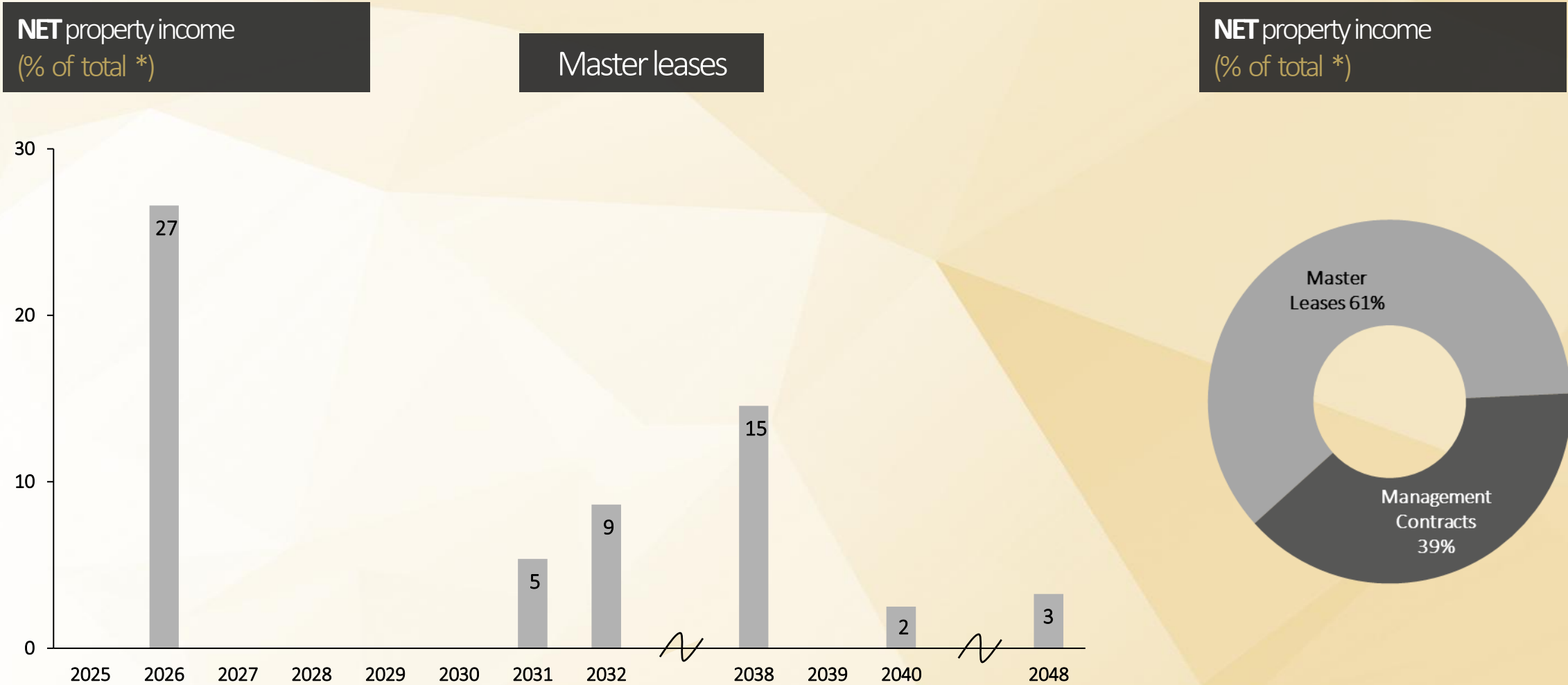
	FY2013	FY2014	FY2015	FY2016	FY2017	FY2018	FY2019	FY2020	FY2021	FY2022	FY2023	FY2024	FY2025	1Q FY2026
Malaysia	Under Master Leases													
Japan	Under Master Leases													
Australia	83.1% ⁽¹⁾	84.2%	84.4%	86.4%	86.9%	87.8%	84.9%	73.1% ⁽²⁾	53.3% ⁽²⁾	43.8% ⁽²⁾	73.5% ^(2,3)	82.5%	82.9%	84.7%

Notes:

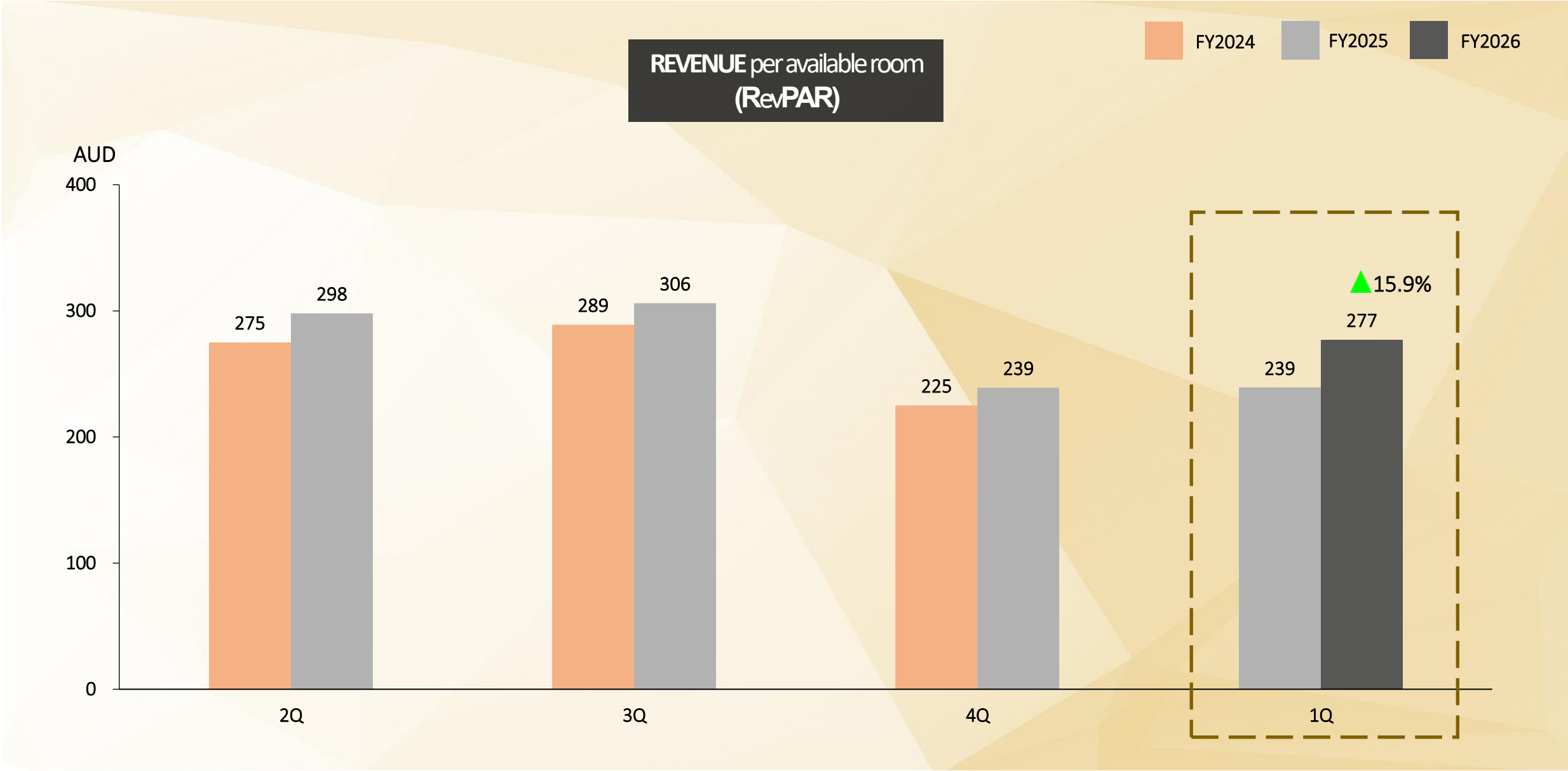
(1) For 1 July 2012 to 30 June 2013 which includes certain pre-acquisition period as the properties were acquired on 29 November 2012.

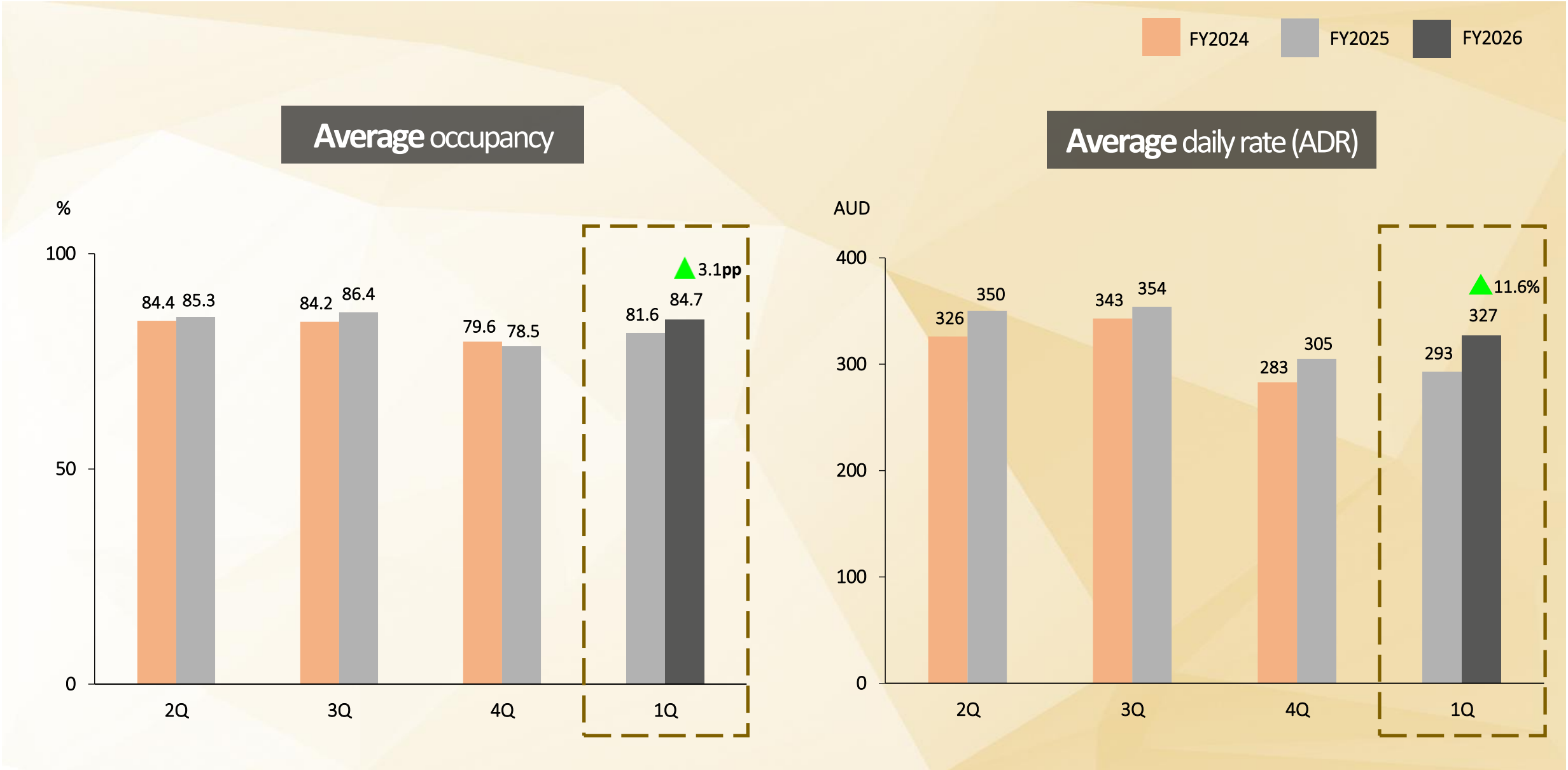
(2) Due to the impact of the COVID-19 pandemic.

(3) Increased mainly due to the reopening of international borders.



Note:
* For 1Q FY2026.







5

Appendices

Address	No. 183, Jalan Bukit Bintang, 55100 Kuala Lumpur
Description	A 5-star hotel with 578 rooms located on part of an 8-level podium block and entire 24-level tower block of The Starhill together with car park bays located partially at basement 1 and 4 and the entire basement 2, 3 and 5 of JW Marriott Hotel Kuala Lumpur
Tenure	Freehold
Master lease expiry	31 December 2038
Master lease remaining ⁽¹⁾	13 years
Annual rental ⁽²⁾	Hotel: RM32.75 million Car park: RM2.36 million
No. of rooms	578
Acquisition date	16 December 2005
Valuation ⁽³⁾	RM543.0 million



Notes:

(1) Lease remaining calculated as at 30 September 2025.

(2) Derived by annualising the applicable monthly rental as at 30 September 2025.

(3) As at 31 May 2025.

Address	No. 5, Jalan Sultan Hishamuddin, 50000 Kuala Lumpur
Description	A 5-star hotel comprising Majestic Wing (original historic hotel building) with 47 luxurious suites, Tower Wing with 253 guestrooms and suites, Majestic Ballroom, Contango restaurant, Colonial Cafe, Orchid Conservatory and 3 levels of basement car park
Tenure	90-year registered lease expiring on 11 May 2091
Master lease expiry	2 November 2032
Master lease remaining ⁽¹⁾	7 years
Annual rental ⁽²⁾	RM27.93 million
No. of rooms	300
Acquisition date	3 November 2017
Valuation ⁽³⁾	RM403.6 million



Notes:
 (1) Lease remaining calculated as at 30 September 2025. There is an option for the lessee to renew the lease upon expiry.
 (2) Derived by annualising the applicable monthly rental as at 30 September 2025, not including the amount of the deferred rental to be repaid during the financial year ending 30 June 2026.
 (3) As at 31 May 2025.

Address	No. 168, Jalan Imbi, 55100 Kuala Lumpur
Description	22-storey 5-star hotel building comprising 251 rooms with 4-storey basement car park
Tenure	Freehold
Master lease expiry	14 November 2026
Master lease remaining ⁽¹⁾	1 year
Annual rental ⁽²⁾	RM22.71 million
No. of rooms	251
Acquisition date	15 November 2011
Valuation ⁽³⁾	RM373.0 million



Notes:

(1) Lease remaining calculated as at 30 September 2025. There is an option for the lessee to renew the lease upon expiry.

(2) Derived by annualising the applicable monthly rental as at 30 September 2025, not including the amount of the deferred rental to be repaid during the financial year ending 30 June 2026.

(3) As at 31 May 2025.

Address	No. 168, Jalan Imbi, 55100 Kuala Lumpur
Description	38-storey hotel building comprising 110 suites and 4 penthouses with 4 levels of commercial podium, 1 level of facilities deck and 3 levels of basement car park
Tenure	Freehold
Master lease expiry	30 June 2031
Master lease remaining ⁽¹⁾	6 years
Annual rental ⁽²⁾	RM17.20 million
No. of rooms	114
Acquisition date	16 May 2007 & 15 November 2011
Valuation ⁽³⁾	RM329.0 million



Notes:

(1) Lease remaining calculated as at 30 September 2025. There is an option for the lessee to renew the lease upon expiry.

(2) Derived by annualising the applicable monthly rental as at 30 September 2025, not including the amount of the deferred rental to be repaid during the financial year ending 30 June 2026.

(3) As at 31 May 2025.

Address	No. 9, Jalan Lumut, Off Jalan Ipoh, 50400 Kuala Lumpur
Description	17-storey hotel building with 364 rooms and 2-storey basement car park
Tenure	Freehold
Master lease expiry	14 November 2026
Master lease remaining ⁽¹⁾	1 year
Annual rental ⁽²⁾	RM10.13 million
No. of rooms	364
Acquisition date	15 November 2011
Valuation ⁽³⁾	RM166.0 million



Notes:

(1) Lease remaining calculated as at 30 September 2025. There is an option for the lessee to renew the lease upon expiry.

(2) Derived by annualising the applicable monthly rental as at 30 September 2025, not including the amount of the deferred rental to be repaid during the financial year ending 30 June 2026.

(3) As at 31 May 2025.

Address	No. 25, Jalan Kamunting, 50300 Kuala Lumpur
Description	20-storey hotel building with 184 rooms and 148 car park bays
Tenure	Freehold
Master lease expiry	30 October 2038
Master lease remaining ⁽¹⁾	13 years
Annual rental ⁽²⁾	RM9.66 million
No. of rooms	184
Acquisition date	31 October 2023
Valuation ⁽³⁾	RM144.0 million



Notes:

(1) Lease remaining calculated as at 30 September 2025. There is an option for the lessee to renew the lease upon expiry.

(2) Derived by annualising the applicable monthly rental as at 30 September 2025.

(3) As at 31 May 2025.

Address	No. 213, Jalan Bukit Gambir, Bukit Jambul, 11950 Pulau Pinang
Description	17-storey Hotel Wing with 238 hotel rooms and 26-storey Suite Wing with 189 hotel suites with an annexed 3-storey podium
Tenure	99-year leasehold expiring on 27 October 2094
Master lease expiry	14 November 2026
Master lease remaining ⁽¹⁾	1 year
Annual rental ⁽²⁾	RM9.92 million
No. of rooms	427
Acquisition date	15 November 2011
Valuation ⁽³⁾	RM142.0 million



Notes:

(1) Lease remaining calculated as at 30 September 2025. There is an option for the lessee to renew the lease upon expiry.

(2) Derived by annualising the applicable monthly rental as at 30 September 2025, not including the amount of the deferred rental to be repaid during the financial year ending 30 June 2026.

(3) As at 31 May 2025.

Address	Pangkor Laut Island, 32200 Lumut, Perak Darul Ridzuan
Description	36 units of Tropical Garden Villas, 52 units of Tropical Hill Villas, 8 units of Beach Villas and 1 unit of Pavarotti Suite
Tenure	99-year registered lease expiring on 21 May 2095
Master lease expiry	14 November 2026
Master lease remaining ⁽¹⁾	1 year
Annual rental ⁽²⁾	RM9.26 million
No. of rooms	97
Acquisition date	15 November 2011
Valuation ⁽³⁾	RM124.0 million



Notes:

(1) Lease remaining calculated as at 30 September 2025. There is an option for the lessee to renew the lease upon expiry.

(2) Derived by annualising the applicable monthly rental as at 30 September 2025, not including the amount of the deferred rental to be repaid during the financial year ending 30 June 2026.

(3) As at 31 May 2025.

Address	No. 88, Jalan Sultan Abdul Jalil, 30450 Ipoh, Perak Darul Ridzuan
Description	13-storey hotel building with 291 rooms
Tenure	999-year leasehold expiring on 21 September 2894
Master lease expiry	31 March 2040
Master lease remaining ⁽¹⁾	15 years
Annual rental ⁽²⁾	RM7.70 million
No. of rooms	291
Acquisition date	8 April 2024
Valuation ⁽³⁾	RM117.0 million



Notes:

(1) Lease remaining calculated as at 30 September 2025. There is an option for the lessee to renew the lease upon expiry.

(2) Derived by annualising the applicable monthly rental as at 30 September 2025.

(3) As at 31 May 2025.

Address	Batu 8, Off Jalan Dungun, 23000 Dungun, Terengganu Darul Iman
Description	Small luxury boutique resort with 101 rooms
Tenure	60-year leasehold expiring on 4 December 2067
Master lease expiry	14 November 2026
Master lease remaining ⁽¹⁾	1 year
Annual rental ⁽²⁾	RM7.72 million
No. of rooms	101
Acquisition date	15 November 2011
Valuation ⁽³⁾	RM108.3 million



Notes:

(1) Lease remaining calculated as at 30 September 2025. There is an option for the lessee to renew the lease upon expiry.

(2) Derived by annualising the applicable monthly rental as at 30 September 2025, not including the amount of the deferred rental to be repaid during the financial year ending 30 June 2026.

(3) As at 31 May 2025.

Address	Jalan Teluk Sisek, 25000 Kuantan, Pahang
Description	8-storey hotel building with 215 rooms
Tenure	99-year leasehold expiring on 11 July 2092
Master lease expiry	14 November 2026
Master lease remaining ⁽¹⁾	1 year
Annual rental ⁽²⁾	RM7.35 million
No. of rooms	215
Acquisition date	15 November 2011
Valuation ⁽³⁾	RM107.0 million



Notes:

(1) Lease remaining calculated as at 30 September 2025. There is an option for the lessee to renew the lease upon expiry.

(2) Derived by annualising the applicable monthly rental as at 30 September 2025, not including the amount of the deferred rental to be repaid during the financial year ending 30 June 2026.

(3) As at 31 May 2025.

Address	By the Golf Course, 39000 Tanah Rata, Cameron Highlands, Pahang Darul Makmur
Description	3-storey luxury resort with a 2-storey spa village block with 56 rooms and suites and a single storey building
Tenure	99-year leasehold expiring on 9 December 2108
Master lease expiry	14 November 2026
Master lease remaining ⁽¹⁾	1 year
Annual rental ⁽²⁾	RM4.41 million
No. of rooms	56
Acquisition date	15 November 2011
Valuation ⁽³⁾	RM63.0 million



Notes:

(1) Lease remaining calculated as at 30 September 2025. There is an option for the lessee to renew the lease upon expiry.

(2) Derived by annualising the applicable monthly rental as at 30 September 2025, not including the amount of the deferred rental to be repaid during the financial year ending 30 June 2026.

(3) As at 31 May 2025.

Address	No. 6, Jalan Kenari 12, Bandar Puchong Jaya, 47170 Puchong, Selangor Darul Ehsan
Description	10-storey hotel building with 180 rooms
Tenure	Freehold
No. of rooms	180
Acquisition date	28 April 2025
Valuation ⁽¹⁾	RM43.0 million



Note:
(1) As at 31 May 2025.

Address	Aza-Soga, Niseko-cho, Abuta-gun, Hokkaido
Description	16-storey hotel building with 1-storey of basement comprising 506 rooms
Tenure	Freehold
Master lease expiry	21 December 2026
Master lease remaining ⁽¹⁾	1 year
Annual rental ⁽²⁾	RM17.13 million
No. of rooms	506
Acquisition date	22 December 2011
Valuation ^(3, 4)	JPY10,500 million (RM297.99 million)



Notes:

(1) Lease remaining calculated as at 30 September 2025. There is an option for the lessee to renew the lease upon expiry.

(2) Derived by annualising the applicable monthly rental as at 30 September 2025, not including the amount of the deferred rental to be repaid during the financial year ending 30 June 2026.

(3) As at 31 May 2025.

(4) RM equivalent based on the exchange rate of JPY100: RM2.8380 as at 30 September 2025.

Address	Aza-Higashiyama, Niseko-cho, Abuta-gun, Hokkaido
Description	5-storey hotel building with 1-storey of basement comprising 200 rooms
Tenure	Freehold
Master lease expiry	25 September 2048
Master lease remaining ⁽¹⁾	23 years
Annual rental ^(2,4)	JPY331 million (RM9.39 million)
No. of rooms	200
Acquisition date	26 September 2018
Valuation ^(3, 4)	JPY6,510 million (RM184.75 million)



Notes:

(1) Lease remaining calculated as at 30 September 2025. There is an option for the lessee to renew the lease upon expiry.

(2) Derived by annualising the applicable monthly rental as at 30 September 2025.

(3) As at 31 May 2025.

(4) RM equivalent based on the exchange rate of JPY100: RM2.8380 as at 30 September 2025.

Address	30 Pitt Street, Sydney, New South Wales
Description	33-storey hotel building with central atrium comprising 595 rooms including 3 levels of basement with car parking bays
Tenure	Freehold
No. of rooms	595
Acquisition date	29 November 2012
Valuation ^(1, 2)	AUD520.0 million (RM1,444.09 million)



Notes:
(1) As at 31 May 2025.
(2) RM equivalent based on the exchange rate of A\$1.00: RM2.7771 as at 30 September 2025.

Address	515 Queen Street, Brisbane, Queensland
Description	28-storey hotel building comprising 267 rooms with 3 levels of basement with car parking bays
Tenure	Freehold
No. of rooms	267
Acquisition date	29 November 2012
Valuation ^(1, 2)	AUD104.0 million (RM288.82 million)



Notes:
(1) As at 31 May 2025.
(2) RM equivalent based on the exchange rate of A\$1.00: RM2.7771 as at 30 September 2025.

Address	Corner Exhibition and Lonsdale Streets, Melbourne, Victoria
Description	16-storey hotel building comprising 189 rooms with 5 split levels of car park
Tenure	Freehold
No. of rooms	189
Acquisition date	29 November 2012
Valuation ^(1, 2)	AUD72.5 million (RM201.34 million)



Notes:

(1) As at 31 May 2025.

(2) RM equivalent based on the exchange rate of A\$1.00: RM2.7771 as at 30 September 2025.

This presentation shall be read in conjunction with YTL Hospitality REIT's interim financial report for the quarter ended 30 September 2025, a copy of which is available on www.bursamalaysia.com and www.ytlhospitalityreit.com.

This presentation is for information purposes only and does not constitute an offer, invitation, solicitation or advertisement with respect to the purchase or sale or subscription of any units or securities of YTL Hospitality REIT and no part of it shall form the basis of, or be relied on in connection with, any contract, commitment, credit evaluation or investment decision whatsoever or any recommendation to subscribe, sell or purchase any units or securities of YTL Hospitality REIT. Each interested party should make its own independent assessment and obtain its own independent legal or other advice thereon.

This presentation may not be used for any purpose, may not be distributed to or disclosed to or filed with any other person including any government or regulatory authority, and may not be reproduced in any form, in whole or in part.

This presentation is not intended for distribution, publication or use in the United States or any other countries or jurisdiction prohibited or restricted by its applicable laws. Neither this document nor any part or copy of it may be taken or transmitted into the United States or distributed, directly or indirectly, in the United States.

This presentation may contain forward looking statements which are subject to changes due to a number of risks, uncertainties and assumptions. Representative examples of these factors include (without limitation) general industry and economic conditions, interest rate trends, cost of capital and capital availability including availability of financing in the amounts and on the terms necessary to support future business, availability of real estate properties, competition from other companies/entities, changes in operating expenses including employee wages, benefits and training and property expenses and regulatory and public policy changes. These forward looking statements are based on estimates and assumptions of the management's current view of future events and these forward looking statements speak only as at the date of which they are made. None of YTL Hospitality REIT, its trustee, its manager, any of its or their respective agents, employees or advisors intends or has any duty or obligation to supplement, amend, update or revise any forward looking statement contained herein to reflect any changes in circumstances, conditions, events or expectations upon which any such forward looking statement is based. Past performance is not necessarily indicative of its future performance. Nothing in this presentation is, or should be relied on, as a promise or representation as to the future.

Neither YTL Hospitality REIT, its trustee, its manager, any of its or their respective agents, employees or advisors accept any liability or responsibility for the accuracy or reliability or completeness of, nor makes nor will make any representation or warranty, express or implied, with respect to, the information contained in this presentation or on which this presentation is based.

Any discrepancy between the individual amounts and the total thereof in this document is due to rounding.

PINTAR PROJEK SDN BHD

199401028328 (314009-W)

Manager of YTL Hospitality REIT

33rd Floor

Menara YTL

205 Jalan Bukit Bintang

55100 Kuala Lumpur

Malaysia

Tel: 603 2038 0888

Fax: 603 2038 0388

Email: ir@ytlhospitalityreit.com

www.ytlhospitalityreit.com